



# Kids Info Bits

## Tip Sheet

*Kids Info Bits* is a content-rich resource featuring a new, modern, inviting interface and improved navigation based on feedback from our existing customers and student users in the classroom and community. The design helps kids explore the product and gain comfort with database searching. With full-text proprietary content from Blackbirch Press, UXL, and more, the information is reliable and geared to fit the needs of today's young learners.

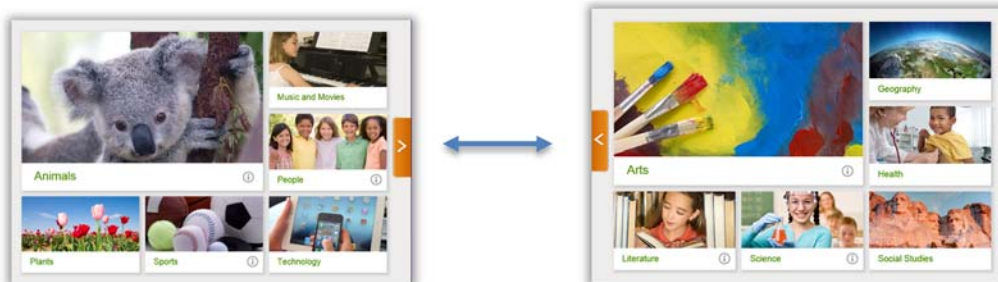
### How to Use Kid Info Bits

Go to the *Kids Info Bits* URL with your internet browser. At the home page, you will find the following search options:


- For single topics use the **Subject Topic Tree** images
- Use the **Basic Search** at the top of the page to quickly locate material about a subject
- **Advanced Search** is best for finding something specific, such as the title of an article or an author

### Subject Topic Tree Images

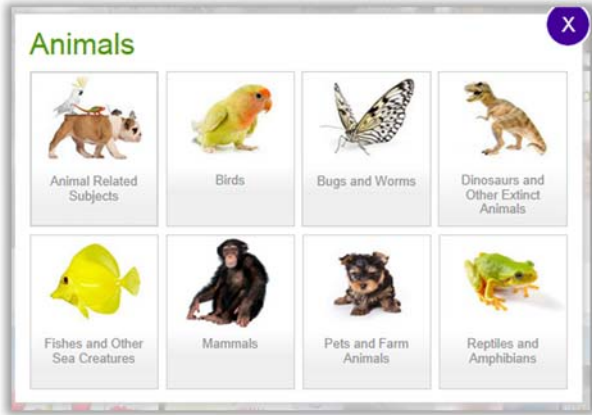
Choose the subject that best suits the topic you wish to research. Use the orange arrows to move between the topic tree images.



For this example we have chosen "Animals".

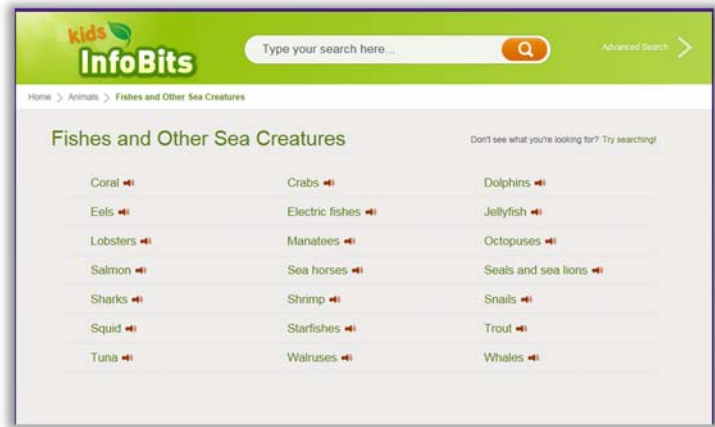


Clicking on this icon will give you facts about the image.



The screen list sub-topics. Click on the image the sub-topic that further describes your search, in this example we have chosen "Fishes and Other Sea Creatures"

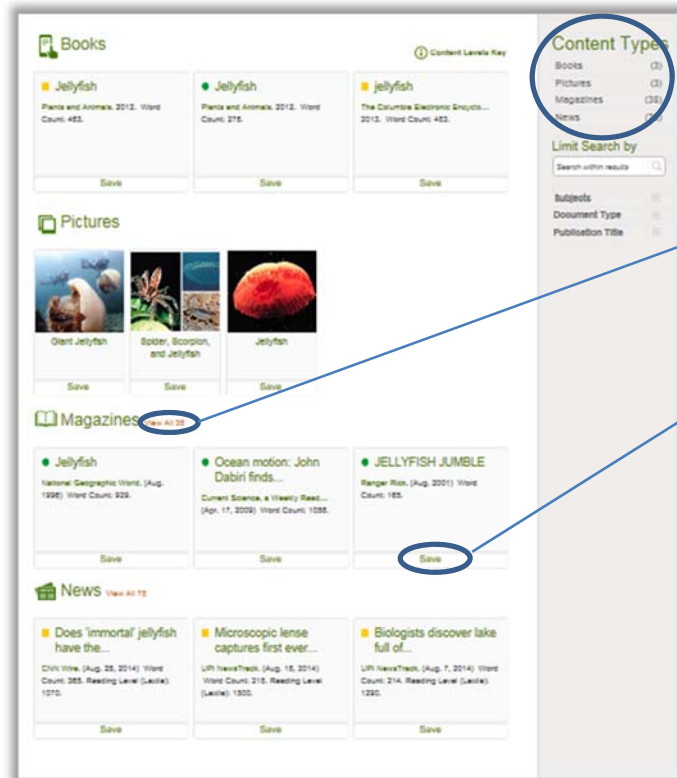
This page lists the terms for the sub-topic "Fishes and Other Sea Creatures." Choose the term that best fits your search. Notice the icon just to the right of the term, use it to hear the pronunciation of the term. (One must have speakers and the volume turned on to hear)



## RESULTS

By clicking on the subject term, you will be taken to the results list. For this example we chose Jellyfish.

The different **content types** and how many articles in each type will be listed to the right of the page.



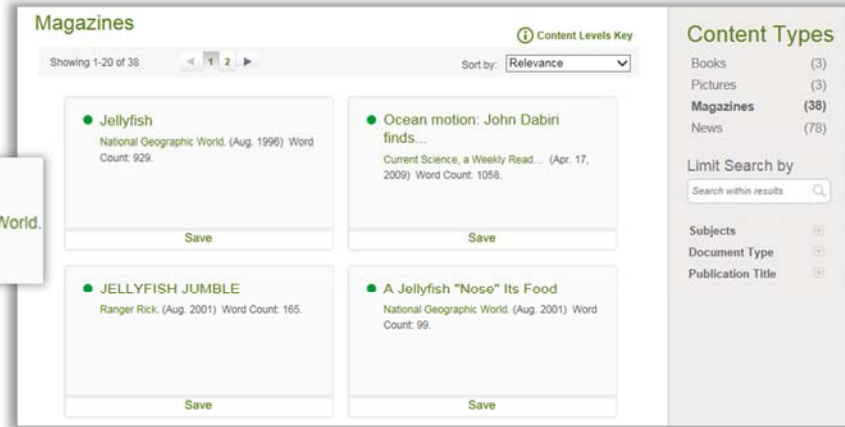
Click on view all to see all articles within each type

To save an article click the save button to a folder located at the top right of the resource under tools.

## Content Type View

From the content you can go directly into the full text article by clicking on the title.

Each article is color coded for content level.



● Jellyfish  
National Geographic World.  
Count: 929.

Click on content level key for more information.

**Content Levels Key**

Kids InfoBits: Is designed for elementary age students and offers three content levels.

- = Basic
- = Intermediate
- ▲ = Advanced

## Article View

To help manage the document you are currently viewing and make it's content more accessible, the tools available on the right hand side of the screen. Featured tools include:

- **Bookmark:** Retrieves a stable URL to be copied and pasted for use later.
- **Download:** To file or folder
- **Share:** on social media
- **Citation Tools:** Choose MLA or APA
- **Highlights and Notes:** Highlight important sections and make notes.
- **Email:** Send document via email. Customize with senders email and a message.
- **Print:** to a local printer
- **Save:** To folder
- **Dictionary:** Look up word from the document.
- **Translate:** Document into languages listed in the dropdown box.
- **Listen:** Allows you to have article read aloud

## Advanced Search

Use **Advanced Search** for:

- Finding a specific article, when you already know the title, publication name or author
- Locating all articles by a specific author or journalist
- Retrieving all articles from a certain journal
- Combining your terms with Boolean operators and index fields

The screenshot shows the 'Advanced Search' interface. At the top, there is a 'Keyword' search box. Below it are two rows of search criteria: 'And - Document Title' and 'And - Publication Title', each with a search box and a plus sign to add more criteria. A 'Search' button is located to the right. Under the 'More Options' section, there are several filters: a checkbox for 'to documents with images', a 'by publication date(s)' section with dropdowns for 'Day', 'Month', and 'Year', and an 'and' section with dropdowns for 'Day', 'Month', and 'Year'. Other filters include 'by document type' (a dropdown), 'by content type' (a dropdown set to 'All'), 'by content level' (checkboxes for 'Basic', 'Intermediate', and 'Advanced'), 'by Lexile reading level' (a dropdown), and a 'Lexile score' input field. 'Search' and 'Clear' buttons are at the bottom right.

Further limit by content or Lexile level.

This close-up shows the 'by content level' section with three checkboxes: 'Basic', 'Intermediate', and 'Advanced'. Below it is the 'by Lexile reading level' section with a dropdown menu labeled 'Select Lexile Reading Level(s)'. At the bottom is the 'Lexile score' section with an input field.

If you require further assistance with *Kids InfoBits*, please consult your librarian.